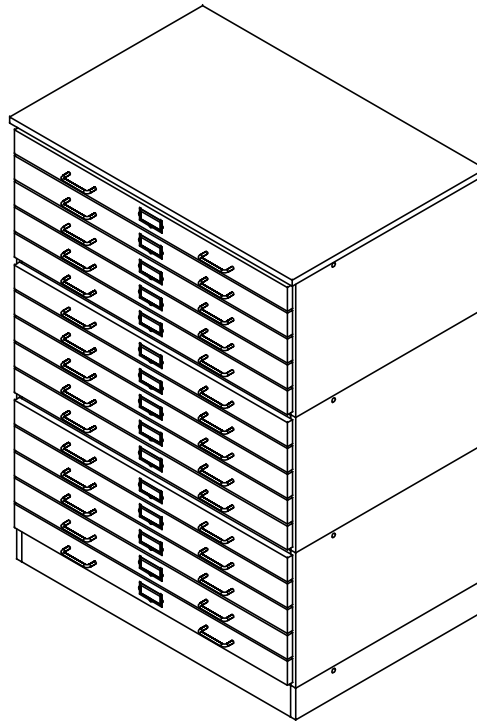


FLAT FILE STORAGE

FFS-3624 (OAK OR MAPLE)
ASSEMBLY INSTRUCTIONS



NOTE:

1. MODEL VIEWS MAY NOT REPRESENT EXACT MODEL PURCHASED

DWN BY:	EMK	DWN DATE:	1/2/14
APR BY:		DATE APR:	
APR BY:		DATE APR:	

UNLESS OTHERWISE SPECIFIED
DIMENSION ARE IN INCHES
CABINET SQUARENESS ± .0625
FRACTIONAL VALUES ± 1/32"
- ALL VALUES ± OVERALL -



300 South Krueger Street
Suring, WI 54174
diversifiedwoodcrafts.com

TITLE:
FLAT FILE STORAGE
ASSEMBLY INSTRUCTIONS

REV.	DESCRIPTION	DATE	NAME	ECH NO.
B	ADDED UPDATED DRAWING AND INSTRUCTIONS	8/15/14	EMK	-
A	CREATED ASSEMBLY INSTRUCTIONS	1/2/14	EMK	-

THIS DRAWING IS THE SOLE PROPERTY OF
DIVERSIFIED WOOD CRAFTS. IT MAY NOT
BE ALTERED OR CHANGED WITHOUT
PERMISSION

DRAWING NUMBER:	FFS-3624	SCALE:	NTS	SHEET:	1 OF 4	REVISION:	REV B
-----------------	----------	--------	-----	--------	--------	-----------	-------

TOOLS REQUIRED

ALLEN KEY, 7MM GIRO BOLT LOCK - SUPPLIED (PART # 212177)
SCREW DRIVER
CONTACT CEMENT

ASSEMBLY COMPONENTS

ITEMS INCLUDED	PART #	PART DESCRIPTION	QTY
RUBBER MOLDING	100283	RUBBER BASE MOLDING (SOLD BY FOOT)	11.25
CORNER BASE ASSEMBLY	100057	CORNERS-STAINLESS STEEL, BASE	4
SCREWS - STAINLESS STEEL CORNERS	100064	SCREW, #6X½ PTH SMS SS SCREW	16

NOTE:

1.

DWN BY:	EMK	DWN DATE:	1/2/14
APR BY:		DATE APR:	
APR BY:		DATE APR:	



300 South Krueger Street
Suring, WI 54174
diversifiedwoodcrafts.com

UNLESS OTHERWISE SPECIFIED
DIMENSION ARE IN INCHES
CABINET SQUARENESS ± .0625
FRACTIONAL VALUES ± 1/32"
- ALL VALUES ± OVERALL -

THIS DRAWING IS THE SOLE PROPERTY OF
DIVERSIFIED WOOD CRAFTS. IT MAY NOT
BE ALTERED OR CHANGED WITHOUT
PERMISSION

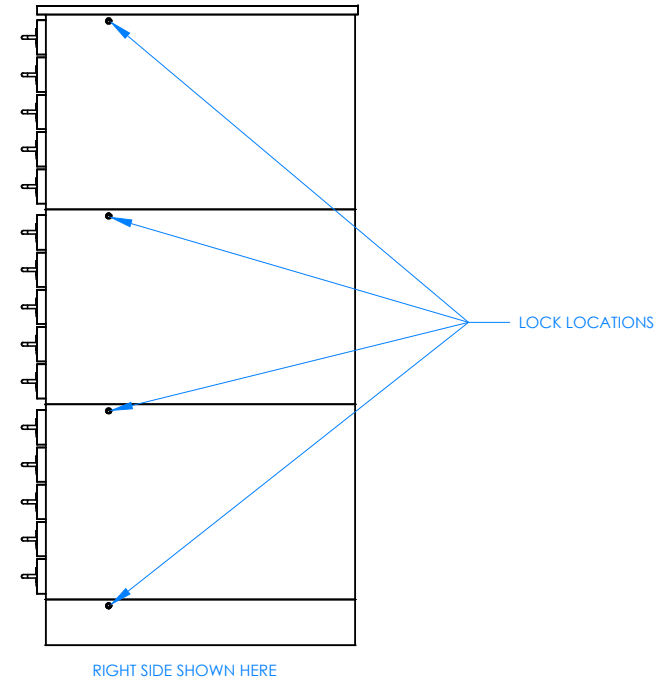
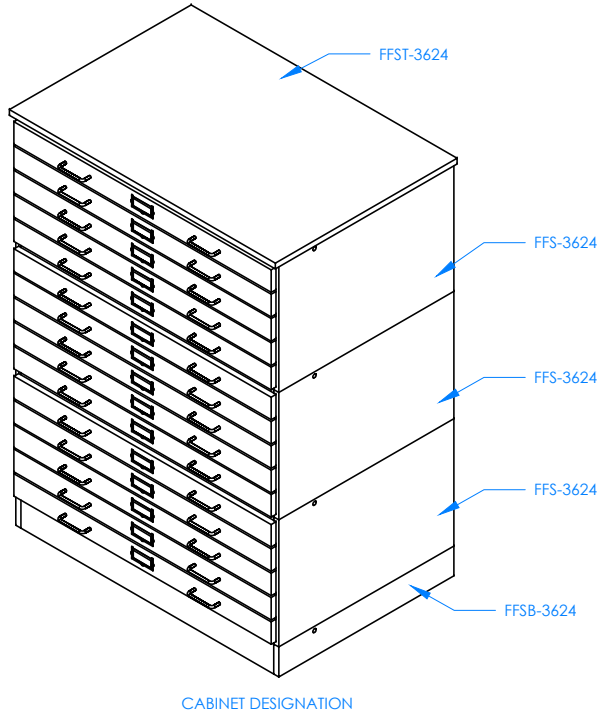
TITLE:
**FLAT FILE STORAGE
TOOLS AND ASSEMBLY COMPONENTS**

DRAWING NUMBER: **FFS-3624**

SCALE: NTS SHEET: 2 OF 4 REVISION: REV B

REV.	DESCRIPTION	DATE	NAME	ECN NO.
B	ADDED UPDATED DRAWING AND INSTRUCTIONS	8/15/14	EMK	-
A	CREATED ASSEMBLY INSTRUCTIONS	1/2/14	EMK	-

REVISION LEVEL



STEP 1:

STACK THE FFS-3624'S ON TOP OF THE FFSB-3624 WITH THE FFST-3624 AT THE TOP. MAKE SURE THEY ARE ALL ALIGNED EVENLY. WITH THE ALLEN KEY, TURN THE GIRO LOCK FOR EACH LOCK LOCATION ON THE RIGHT SIDE OF THE CABINET UNTIL IT LATCHES INTO PLACE. REPEAT PROCESS FOR THE LEFT SIDE.

NOTE:

- BEFORE CABINET IS TO BE USED AND PUSHED AGAINST THE WALL, ALL LOCKS ON BOTH SIDES AND BACK MUST BE LATCHED. THE BACK LATCH IS THE MOST IMPORTANT TO PREVENT TIPPING.

DWN BY:	EMK	DWN DATE:	1/2/14
APR BY:		DATE APR:	
APR BY:		DATE APR:	

UNLESS OTHERWISE SPECIFIED DIMENSION ARE IN INCHES
 CABINET SQUARENESS ± .0625
 FRACTIONAL VALUES ± 1/32"
 - ALL VALUES ± OVERALL -



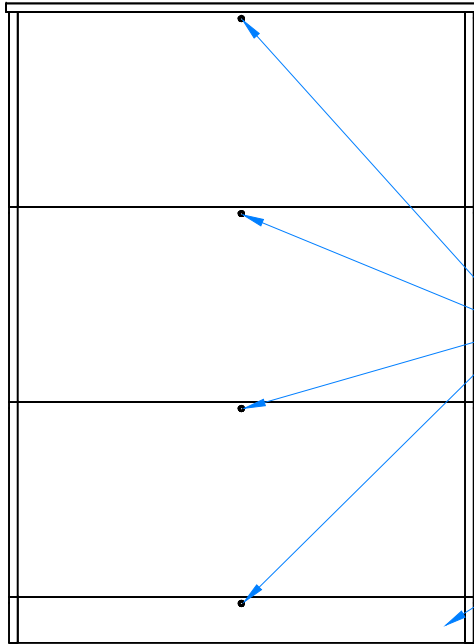
300 South Krueger Street
 Suring, WI 54174
 diversifiedwoodcrafts.com

TITLE:
 FLAT FILE STORAGE
 ASSEMBLY INSTRUCTIONS

REV.	DESCRIPTION	DATE	NAME	ECH NO.
B	ADDED UPDATED DRAWING AND INSTRUCTIONS	8/15/14	EMK	-
A	CREATED ASSEMBLY INSTRUCTIONS	1/2/14	EMK	-
REVISION LEVEL				

THIS DRAWING IS THE SOLE PROPERTY OF DIVERSIFIED WOOD CRAFTS. IT MAY NOT BE ALTERED OR CHANGED WITHOUT PERMISSION

DRAWING NUMBER:	FFS-3624	SCALE:	NTS	SHEET:	3 OF 4	REVISION:	REV B
-----------------	----------	--------	-----	--------	--------	-----------	-------



BACK SIDE SHOWN HERE

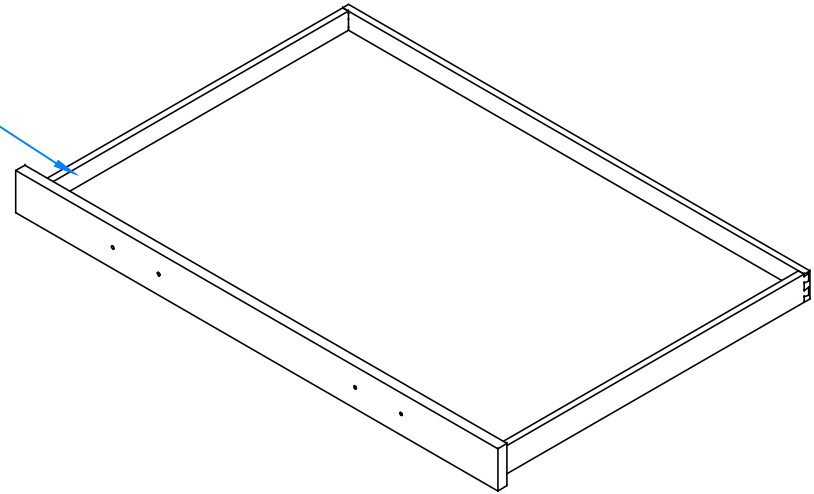
STEP 2:

ON THE BACK OF THE CABINET THERE WILL BE FOUR LOCK LOCATIONS THAT WILL ALSO NEED TO BE LATCHED. DO THE SAME AS YOU DID IN STEP 1 FOR THESE FOUR LOCATIONS. IT IS VERY IMPORTANT THESE LOCKS ARE LATCHED, OTHERWISE THE CABINET WILL BECOME VERY UNSTABLE. ATTACH RUBBER MOLDING USING CONTACT CEMENT. AFTER MOLDING IS IN PLACE, SCREW STAINLESS STEEL CORNER BRACKETS ON EACH CORNER OVER BASE MOLDING.

PLACE WARNING LABEL HERE

LOCK LOCATIONS

ATTACH RUBBER MOLDING TO FFSB-3624 (ON FRONT & SIDES)



STEP 3:

APPLY THE WARNING LABEL ON THE INSIDE OF EACH DRAWER. EACH LABEL SHOULD BE PLACED ON THE LEFT SIDE OF THE DRAWER.

NOTE:

- BEFORE CABINET IS TO BE USED AND PUSHED AGAINST THE WALL, ALL LOCKS ON BOTH SIDES AND BACK MUST BE LATCHED. THE BACK LATCH IS THE MOST IMPORTANT TO PREVENT TIPPING.

DWN BY:	EMK	DWN DATE:	1/2/14
APR BY:		DATE APR:	
APR BY:		DATE APR:	

UNLESS OTHERWISE SPECIFIED DIMENSION ARE IN INCHES
 CABINET SQUARENESS ± .0625
 FRACTIONAL VALUES ± 1/32"
 - ALL VALUES ± OVERALL -



300 South Krueger Street
 Suring, WI 54174
 diversifiedwoodcrafts.com

TITLE:
 FLAT FILE STORAGE
 ASSEMBLY INSTRUCTIONS

REV.	DESCRIPTION	DATE	NAME	ECN NO.
B	ADDED UPDATED DRAWING AND INSTRUCTIONS	8/15/14	EMK	-
A	CREATED ASSEMBLY INSTRUCTIONS	1/2/14	EMK	-
REVISION LEVEL				

THIS DRAWING IS THE SOLE PROPERTY OF DIVERSIFIED WOOD CRAFTS. IT MAY NOT BE ALTERED OR CHANGED WITHOUT PERMISSION

DRAWING NUMBER:	FFS-3624	SCALE:	NTS	SHEET:	4 OF 4	REVISION:	REV B
-----------------	----------	--------	-----	--------	--------	-----------	-------