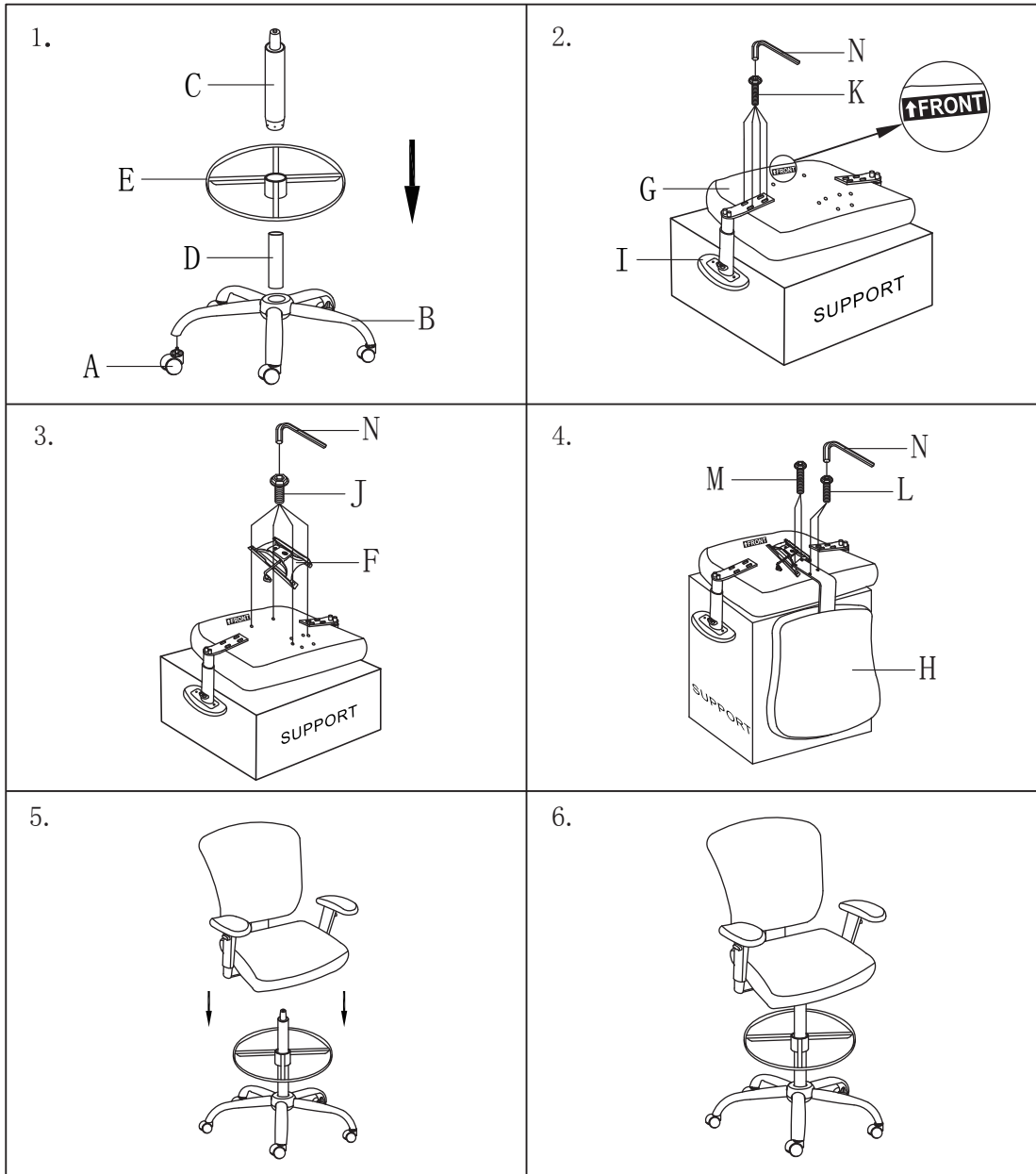
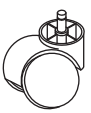
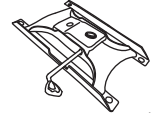

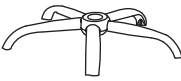
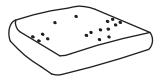
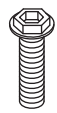

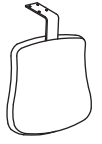
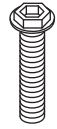



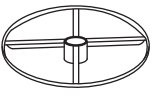





# ASSEMBLY INSTRUCTIONS



A.	 5 PCS	F.	 1 PC	K.	 32 mm 8 PCS
B.	 1 PC	G.	 1 PC	L.	 32 mm 2 PCS
C.	 1 PC	H.	 1 PC	M.	 38 mm 2 PCS
D.	 1 PC	I.	 1 PAIR	N.	 1 PC
E.	 1 PC	J.	 25 mm 4 PCS		

Model: ALE-MT4610

Manufactured for/ Hecho para/ Fabriqué pour Alera® / Essendant Co.,  
One Parkway North, Deerfield, IL 60015 © 2015 Essendant Co.

Made in/ Hecho en/ Fabriqué en China

Product support and parts: 1-800-733-4000

Ayuda del producto y partes / Support technique et pieces

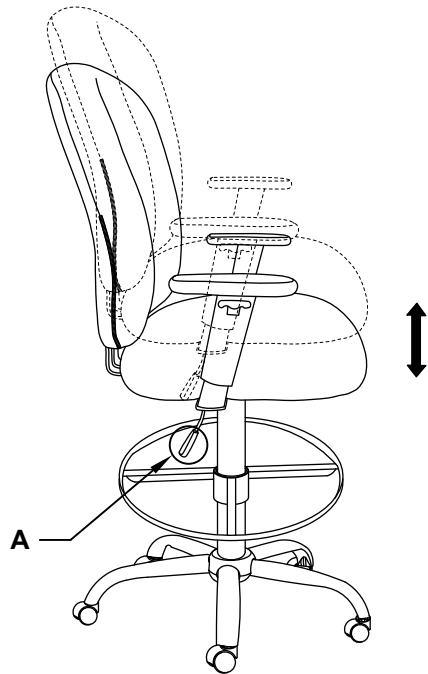


# OPERATING INSTRUCTIONS

Model: ALE-MT4610

## A. Seat height adjustment

To raise the seat height, stand up from the chair while lifting the lever (A) under the right side of the seat. To lower the seat height, lift the lever (A) while sitting in the chair.



## B. Arm height adjustment

To adjust arm height, push the button on the outside of each arm and move the arm up or down. Release the button to set the height.

