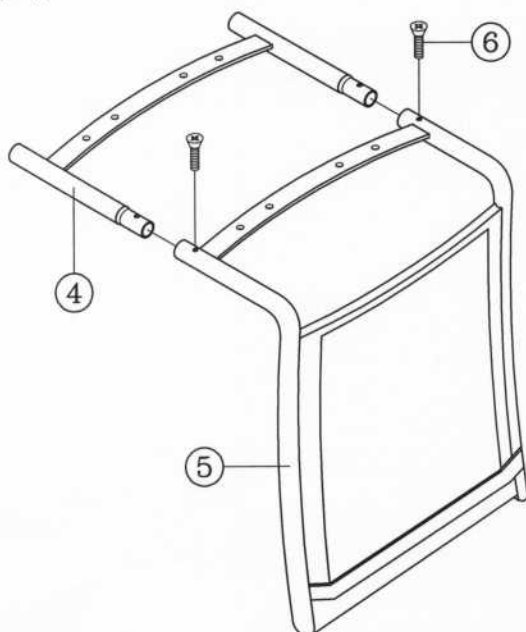


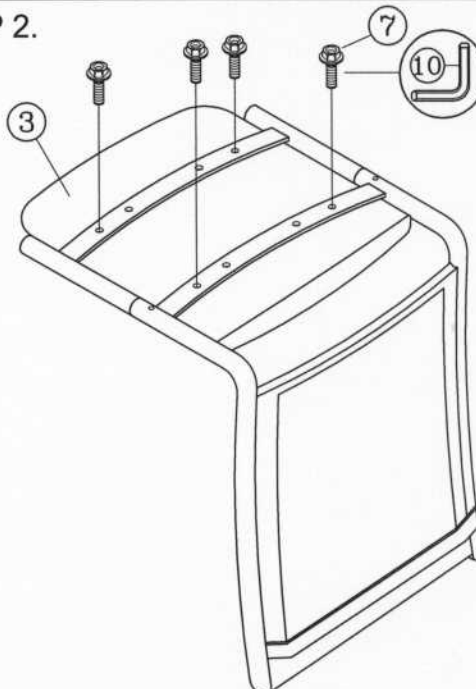
## PART LIST

| KEY | QTY | DESCRIPTION                 | KEY | QTY | DESCRIPTION         | KEY | QTY | DESCRIPTION          |
|-----|-----|-----------------------------|-----|-----|---------------------|-----|-----|----------------------|
| 1   | 1   | Sled Base                   | 4   | 1   | Seat Frame          | 8   | 2   | Armrest              |
| 2   | 4   | Sled Base Screw<br>(8*25mm) | 5   | 1   | Backrest            | 9   | 4   | Arm Screw(8*40mm)    |
| 3   | 1   | Seat                        | 6   | 2   | Frame Screw(4*13mm) | 10  | 1   | M5 Size Allen Wrench |
|     |     |                             | 7   | 4   | Seat Screw(8*25mm)  | 11  | 1   | M6 Size Allen Wrench |

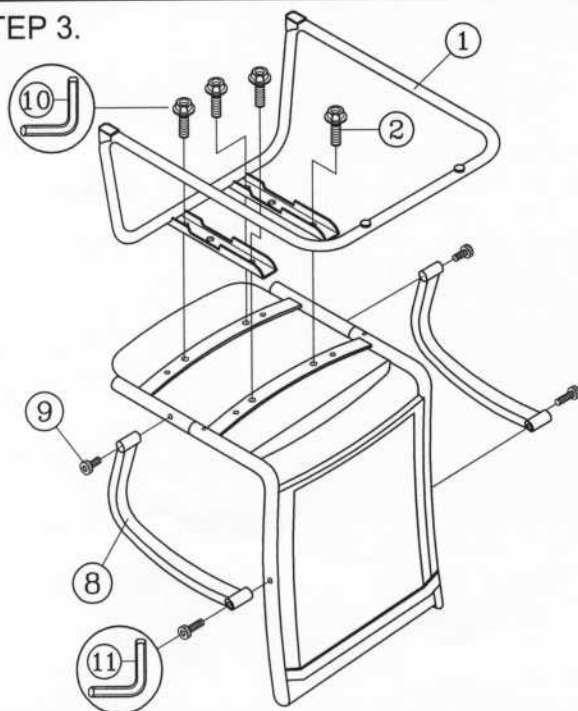
### STEP 1.



### STEP 2.



### STEP 3.



### PREVENTIVE MAINTENANCE AND WARNING!

- USE THIS PRODUCT ONLY FOR SEATING ONE PERSON AT A TIME.
- DO NOT USE THIS CHAIR AS A STEP STOOL / LADDER.
- DO NOT SIT ON ANY PART OF THE CHAIR EXCEPT THE SEAT.
- DO NOT USE CHAIR ON UNEVEN FLOOR SURFACES.
- DO NOT USE CHAIR UNLESS ALL BOLTS, SCREWS AND KNOBS ARE TIGHTENED.
- EVERY SIX MONTHS, PLEASE MAKE SURE ALL BOLTS, SCREWS AND KNOBS ARE FULLY TIGHTENED TO ENSURE STABILITY.

- IF ANY PARTS ARE MISSING, BROKEN, DAMAGED OR WORN, STOP USE OF THE PRODUCT UNTIL REPAIRS ARE MADE USING FACTORY AUTHORIZED PARTS.
- DISPOSE OF PACKAGING PROPERLY. PLASTIC BAG IS NOT A TOY. DO NOT USE PLASTIC BAG AS HEAD COVERING - IT MAY CAUSE SUFFOCATION.
- FAILURE TO FOLLOW THESE WARNINGS COULD RESULT IN SERIOUS INJURY.