

ARC Table 29"H

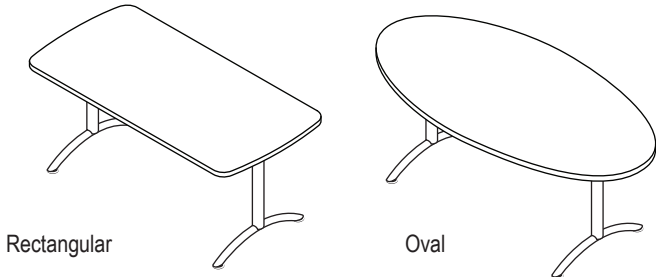
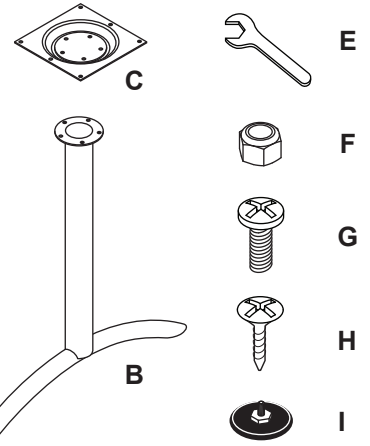
Fixed Height Instructions

INS610 Rev B

Required tools

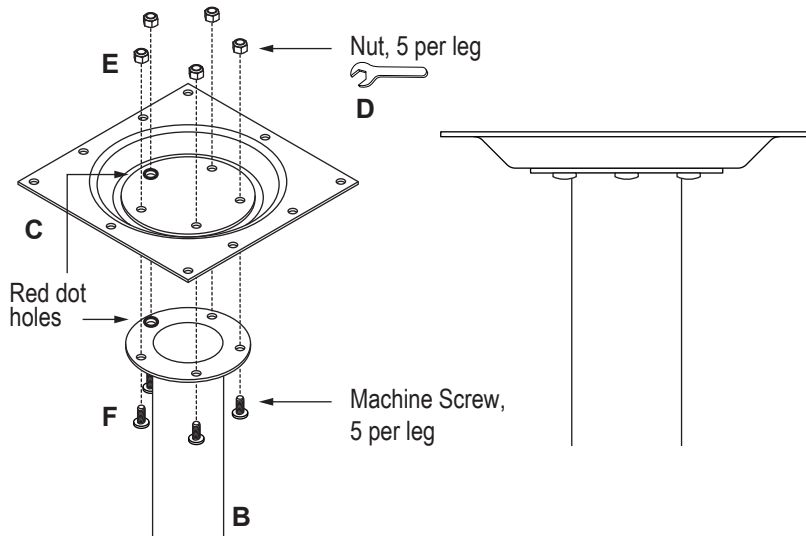


- A Table Top (1X)
- B ARC Leg (2X)
- C Adjustable Leg (2X)
- D Mounting Plate (2X)
- E Wrench 7/16"
- F Locknut (10X)
- G Machine Screw (22X)
- H Wood Screw (8X)
- I Levelers (4X)



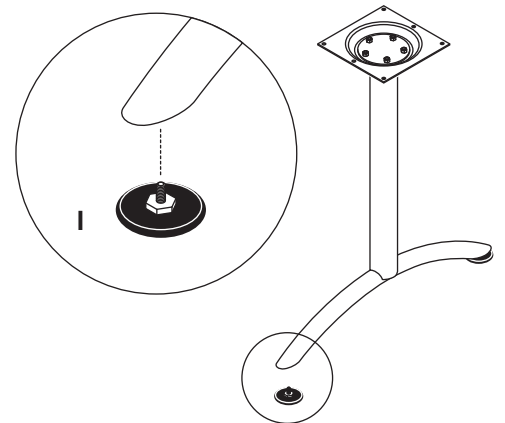
1

Attach top plates, Align holes marked with red dot



2

Attach levelers (4X)

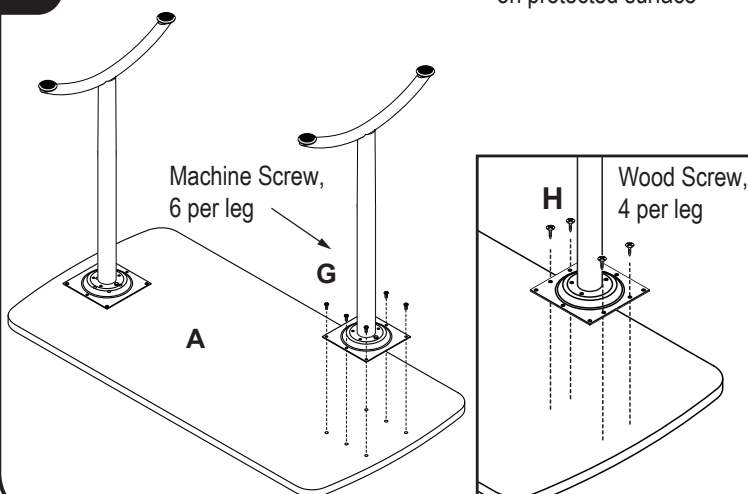


3

Attach legs with both machine and wood screws




CAUTION!
Set tabletop upside down on protected surface



4

Set table upright



CAUTION!
2 persons required to flip table over.