

Thank you for purchasing our product.



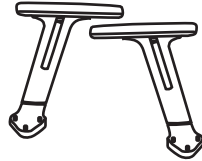
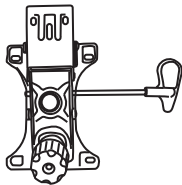





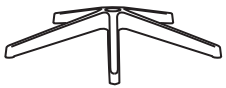
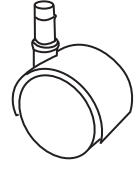
Please read this assembly instruction sheet before you begin to assemble this product. Make sure that all the parts listed on this sheet are included in the carton. This will make the assembly process quicker.

For missing, damaged or defective parts, simply scan the QR code below and follow the instructions for warranty service.



MODEL : B6566 B6566AM



(1)x1	(2)x1	(3)x1	(4)x1
 Back Cushion	 Seat Cushion	 Right & Left Arm	 Mechanism
(5)x1	(6)x1	(7)x5	(A)X4  MECHANISM SCREW (B)X2  ARM SCREW (C)X4  ARM SCREW (D)X3  L-BAR SCREW M8*36 L-BAR SCREW
 Gas Lift	 Base	 Caster	

