




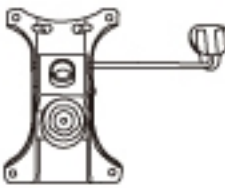




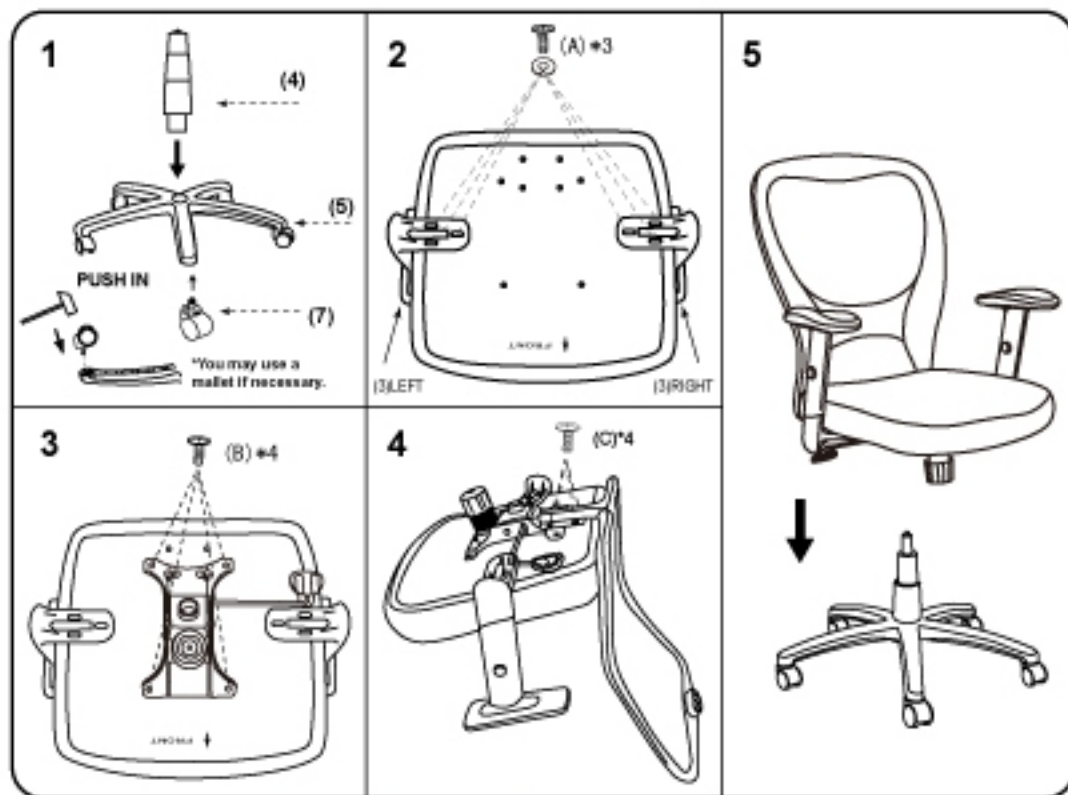


**Please unscrew all hardware from cushion before assembly.**  
**Por favor de destornillar todos los tornillos del cojín antes de ensamblar la silla.**

**MODEL : B6508**

|   |   |   |
|---|---|---|
| (1)x1<br><br>Back Cushion              | (2)x1<br><br>Seat Cushion            | (3)x1 (L)x1 (R)<br><br>Left-Arm-L<br>Right-Arm-R |
| (4)x1<br><br>TU026<br>Gas Lift W/ Cover | (5)x1<br><br>TU005<br>Nylon Base     | (6)x1<br><br>Mechanism                           |
| (7)x5<br><br>TU015<br>Caster          |   |   |
| (A)x6<br> M6x35<br>ARM SCREW         | (B)x4<br> M8x25<br>MECHANISM SCREW | (C)x4<br> M8x25<br>L-bar Screw                 |



Insert and loosely tighten all screws. When assembly is completed, fully tighten all screws before using. This chair is only intended for sitting. Any other use will void the warranty.



**Customer Service Hotline: 1-800-593-1888**  
**For further assembly instructions,**  
**please visit our website at [www.bosschair.com](http://www.bosschair.com)**

