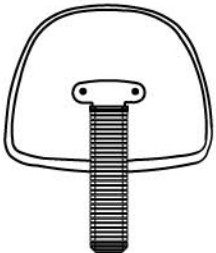
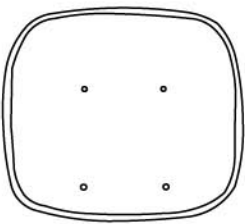
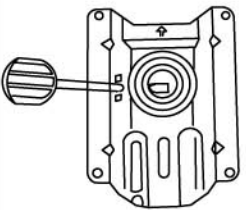

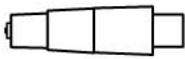
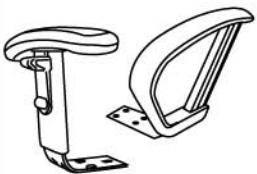
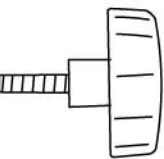



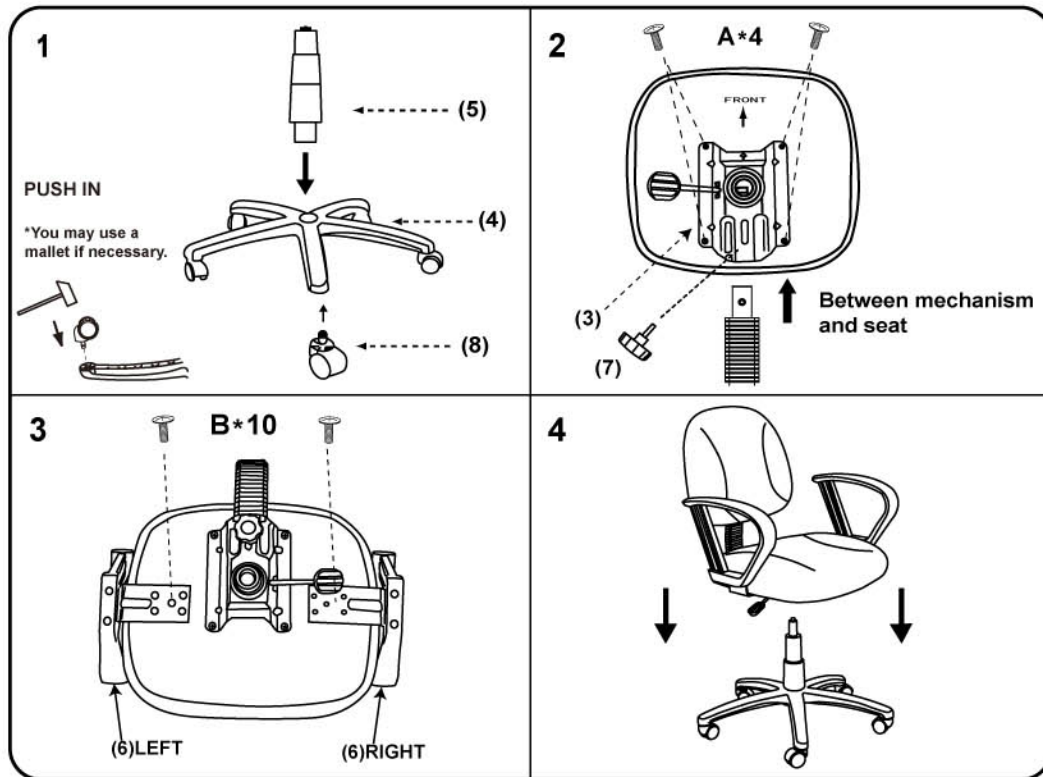


Please unscrew all hardware from cushion before assembly.

Por favor de destornillar todos los tornillos del cojín antes de ensamblar la silla.

MODEL: B315 B316 B317 B307 B305 B306 B325

(1)x1  Back Cushion Back Support W/ Bellow	(2)x1  Seat Cushion	(3)x1  TU001-305 / mechanism
(4)x 1  TU005-305 - Nylon Base	(5)x1  TU026-305-Gas Lift	(6)X1(L) X1(R)  B316 / B317 Arms
(7)X1  TU305-Knob/Knob	(8)X5  TU015-Casters	Insert and loosely tighten all screws. When assembly is completed, fully tighten all screws before using. This chair is only intended for sitting. Any other use will void the warranty.
(A)*4  M8*22 Mechanism Screws	(B)*10  M6*25 Arm Screws	



B315/305/325



B316/306



B317/307

Customer Service Hotline: 1-800-593-1888
For further assembly instructions,
please visit our website at www.bosschair.com