
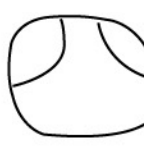


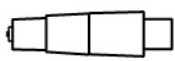

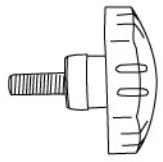
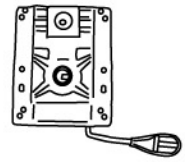
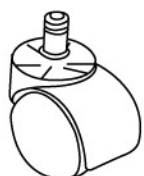
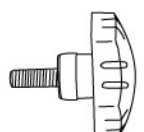









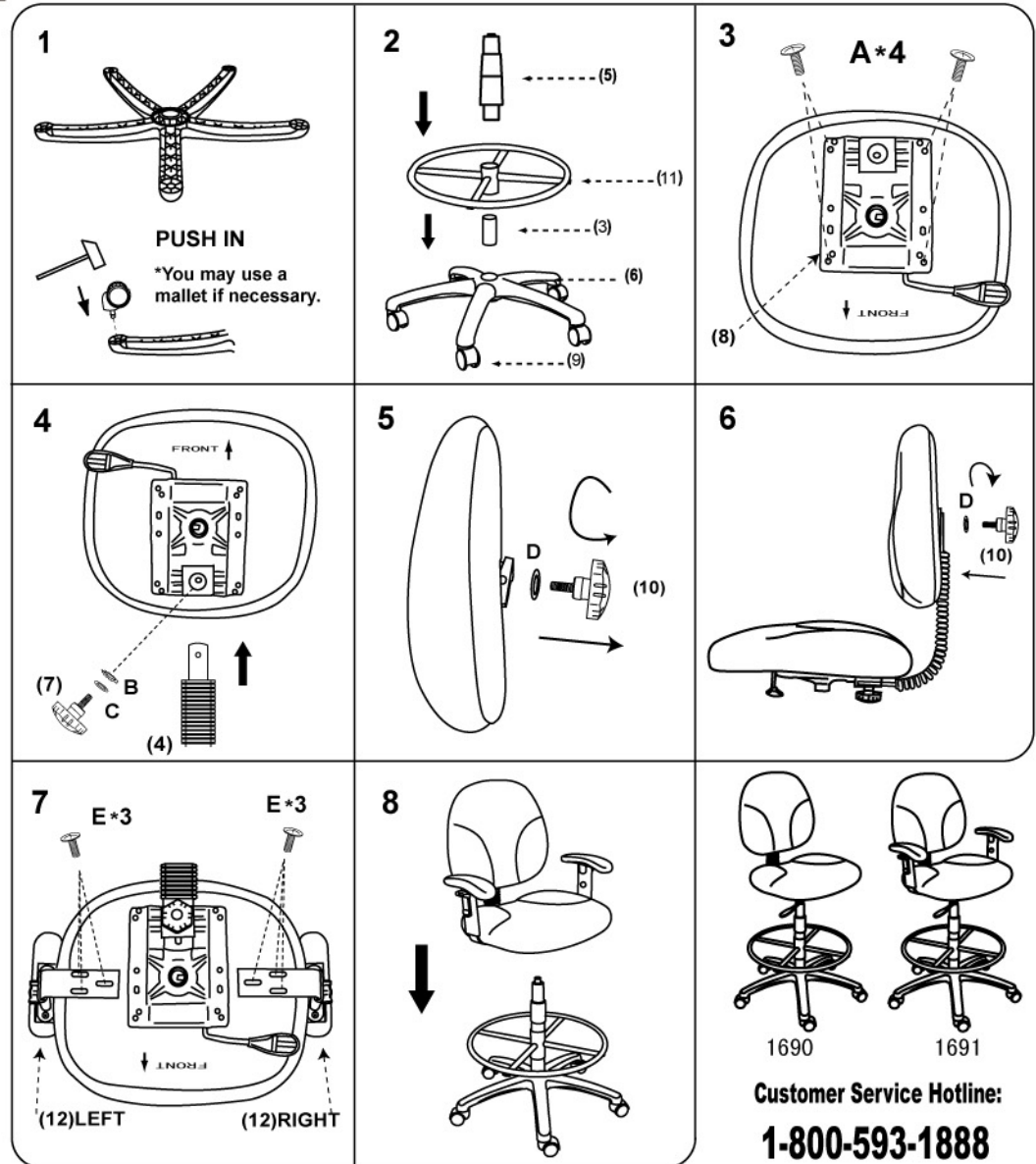
Please unscrew all hardware from cushion before assembly.
Por favor de destornillar todos los tornillos del cojín antes de ensamblar la silla.

MODEL: 1690 1691

(1)x1  BACK	(2)x1  SEAT	(3)x1  TU909-EXT	(4)x1  TU9090-BSB
(5)x1  TU026-305	(6)x1  TU005-25	(7)x1  TU9090-LNB	(8)x1  TU001-9090
(9)x5  TU005	(10)x1  TU9090-SNB	(11)x1  TU009	(12)x1(L)x1(R)  B909JARM
(A)*4  M8*22 Mechanism Screws	(B)*1  Large knob washer	(C)*1  Large knob washer	(D)*1  Small knob washer
(E)*6  M6*22 Arm Screws			



Insert and loosely tighten all screws. When assembly is completed, fully tighten all screws before using. This chair is only intended for sitting. Any other use will void the warranty.



Customer Service Hotline:
1-800-593-1888

For further assembly instructions, please visit our website at www.bosschair.com