











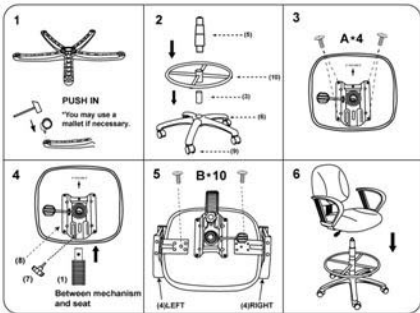


Please unscrew all hardware from cushion before assembly.
 Por favor de destornillar todos los tornillos del cojín antes de ensamblar la silla.

MODEL: 1615 1616 1617

| | | | |
|---|--|--|--|
| (1)x1  BACK | (2)x1  SEAT | (3)x1  TU009-EXT | (4)X1(L)X1(R)  1616 / 1617 Arms |
| (5)x1  Gas Lift | (6)x1  Base | (7)x1  Knob | (8)X1  Mechanism |
| (9)X5  Casters | (10)X1  TU009 | Insert and loosely tighten all screws. When assembly is completed, fully tighten all screws before using. This chair is only intended for sitting. Any other use will void the warranty. | |
| (A)*4  M8*22 Mechanism Screws | (B)*10  M6*25 Arm Screws | | |



1615



1616



1617

Customer Service Hotline: 1-800-593-1888
 For further assembly instructions,
 please visit our website at www.bosschair.com