



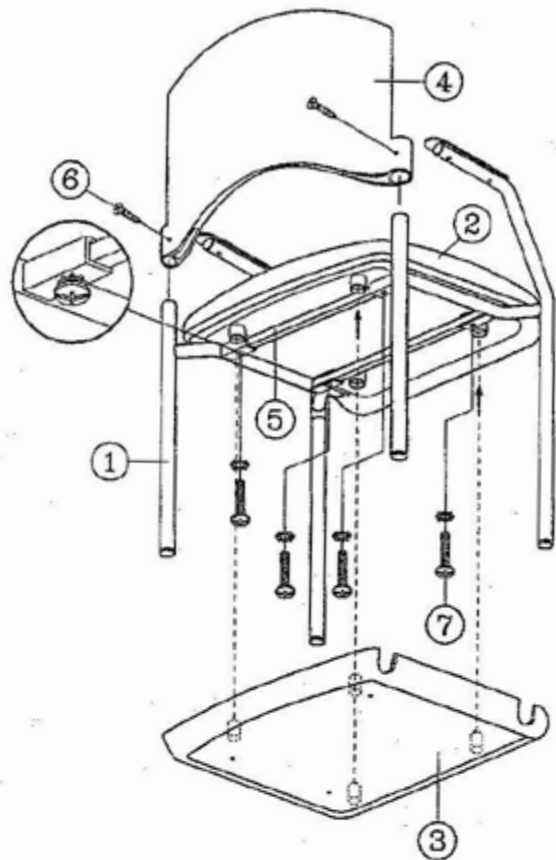
**OFFICE STAR™
PRODUCTS**

OFFICE CHAIR

MODEL # 8610

PART LIST

KEY	QTY	DESCRIPTION
1	2	Sled Base
2	1	Seat Cushion
3	1	Seat Plastic Cover
4	1	Plastic Backrest
5	2	Steel Bar
6	2	Backrest Screw (Short)
7	4	Seat Screw (Longer) + Washer



LIMITED WARRANTY

Work Smart chairs are warranted from the date of purchase against failure due to material and workmanship as follows:

- 15 Years on all non-moving metal parts.
- 5 Years on component parts including Control mechanisms, pneumatic cylinders, wood, plastic parts, base and casters.
- 3 Years on upholstery fabric and foam against wear and deterioration.

To make a warranty claim, contact Parts Department. Provide model number, proof of purchase, and description of the problem

and obtain return authorization. At it's option Office Star Products will:

- Supply compatible components of current manufacture.
- Repair the customer's component. The customer must prepay freight on and components returned to the factory. Return freight on components still in warranty will be paid by Office Star Products.

**All warranties are limited to the original purchaser for normal commercial usage defined as a standard forty hour work week by persons weighing 250 lbs. or less. This warranty will not cover labor, freight or damage from misuse, abuse, negligence, alteration, accident, vandalism, rusting, acts of nature or any other event beyond the control of Office Star Products. The warranty does not cover cosmetic damage that may result from normal use. Liability for incidental or consequential damages is excluded. The user assumes all risk of injury resulting from use of this product. When usage is more than 40 hours per week, a two year warranty on all parts applies. Fabric and foam is warranted for one year. This warranty gives you specific legal rights, and you may also have other rights which vary from state to state.*

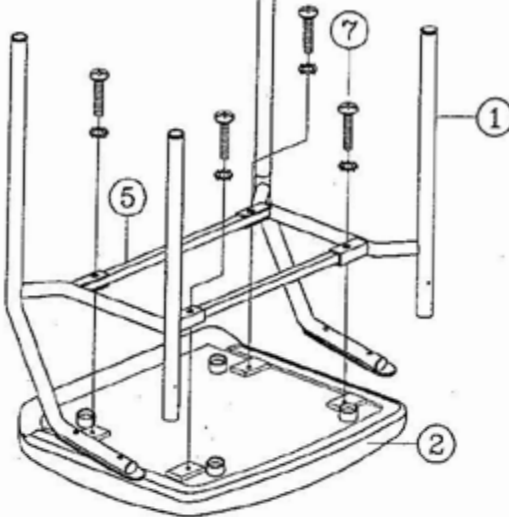
Our quality standards are among the highest in the industry. Sometimes, no matter how hard we try, there are times when parts are damaged or missing. Our Parts Department will do everything possible to promptly remedy the problem. Contact us via e-mail parts@officestar.net, by Fax 1-909-930-5629, or toll free parts number 1-800-950-7262, Monday through Friday 8:00 a.m. -5:00 p.m. Pacific Time.

ASSEMBLY INSTRUCTION

Remove all items from the carton . Verify all pieces before assembly.

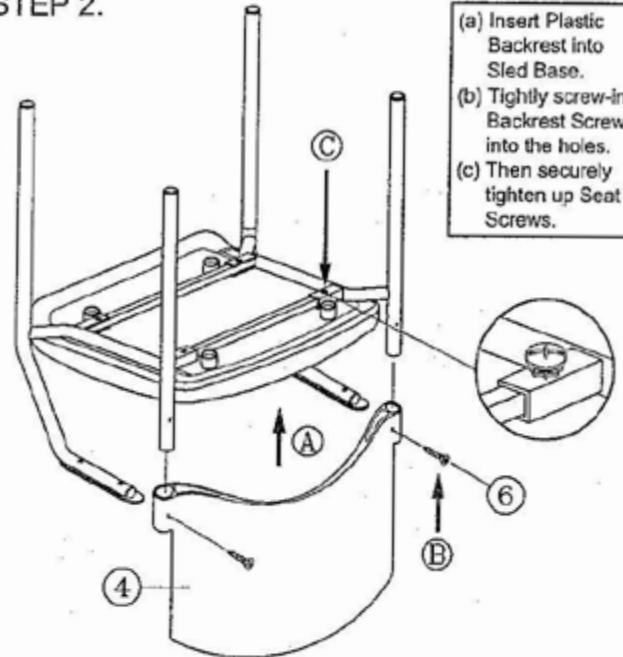
STEP 1.

Screw-in Seat Screws
not yet tighten.



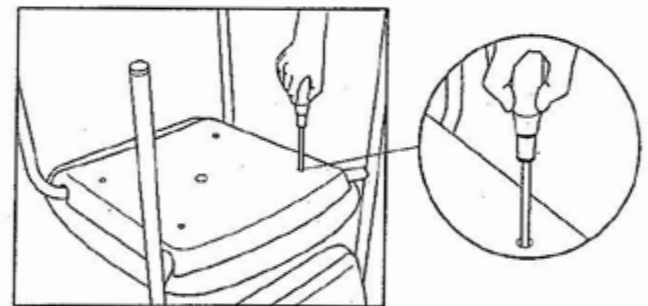
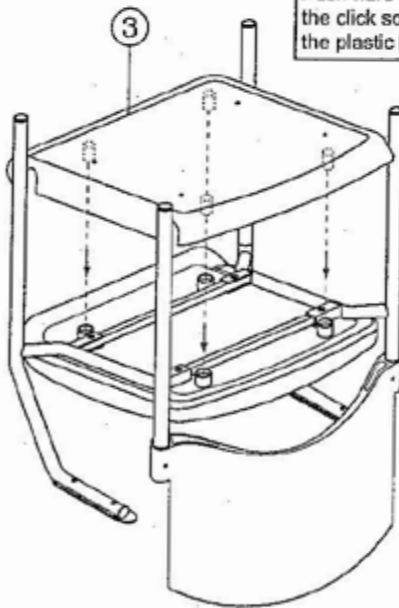
STEP 2.

(a) Insert Plastic
Backrest into
Sled Base.
(b) Tightly screw-in
Backrest Screw
into the holes.
(c) Then securely
tighten up Seat
Screws.



STEP 3.

Push hard until you hear
the click sound in which
the plastic bar is lock in.



PREVENTIVE MAINTENANCE AND WARNING !

- From time to time , check to make sure screws are securely tightened.
- ◇ Holes on PP shell are for convenient checking.

PREVENTIVE MAINTENANCE AND WARNING!

- USE THIS PRODUCT ONLY FOR SEATING ONE PERSON AT A TIME.
- DO NOT USE THIS CHAIR AS A STEP STOOL / LADDER.
- DO NOT SIT ON ANY PART OF THE CHAIR EXCEPT THE SEAT.
- DO NOT USE CHAIR ON UNEVEN FLOOR SURFACES.
- DO NOT USE CHAIR UNLESS ALL BOLTS , SCREWS AND KNOBS ARE TIGHT . AT LEAST EVERY SIX MONTHS , CHECK ALL BOLTS , SCREWS AND KNOBS TO BE SURE THEY ARE TIGHT.
- IF ANY PARTS ARE MISSING , BROKEN , DAMAGED OR WORN , STOP USE OF THE PRODUCT UNTIL REPAIRS ARE MADE USING FACTORY AUTHORIZED PARTS.
- DISPOSE OF PACKAGING PROPERLY . PLASTIC BAG IS NOT A TOY . DO NOT USE PLASTIC BAG AS HEAD COVERING - IT MAY CAUSE SUFFOCATION.
- FAILURE TO FOLLOW THESE WARNINGS COULD RESULT IN SERIOUS INJURY.



OFFICE STAR™
PRODUCTS

8610